GUILD WARS 2™

Desktop Paper Mug

Cut
Score & Fold
Glue

Main outer section



Sinner
http://sinner-playingwithart.blogspot.com/

© 2011 ArenaNet, Inc. All rights reserved. NCsoft, the interlocking NC logo, ArenaNet, Arena.net, Guild Wars, Guild Wars Factions, Factions, Guild Wars Nightfall, Nightfall, Guild Wars: Eye of the North, Eye of the North, Guild Wars 2, and all associated logos and designs are trademarks or registered trademarks of NCsoft Corporation. All other trademarks are the property of their respective owners

GUILD WARS 2™

Desktop Paper Mug

Sinner
http://sinner-playingwithart.blogspot.com/

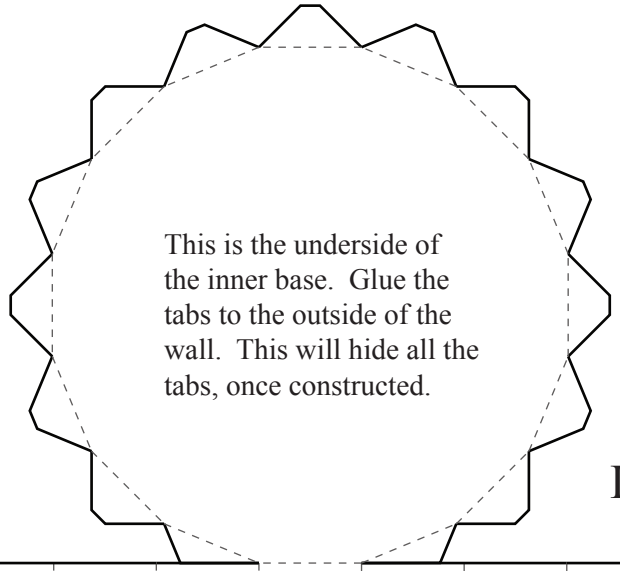



Your finished Model should look like this.

Inner wall & Base



GUILD WARS 2™

Desktop Paper Mug

Sinner
http://sinner-playingwithart.blogspot.com/

Construct the Handle then Glue to the marked spots.
Make this your last step.

Handle

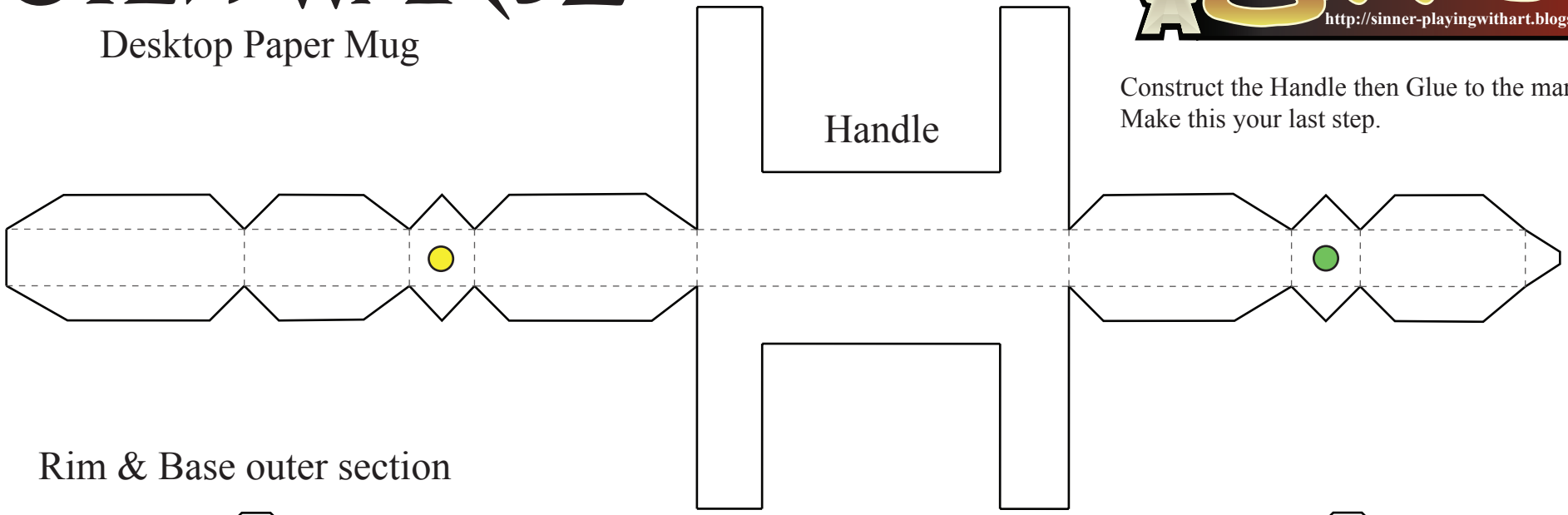

Rim & Base outer section

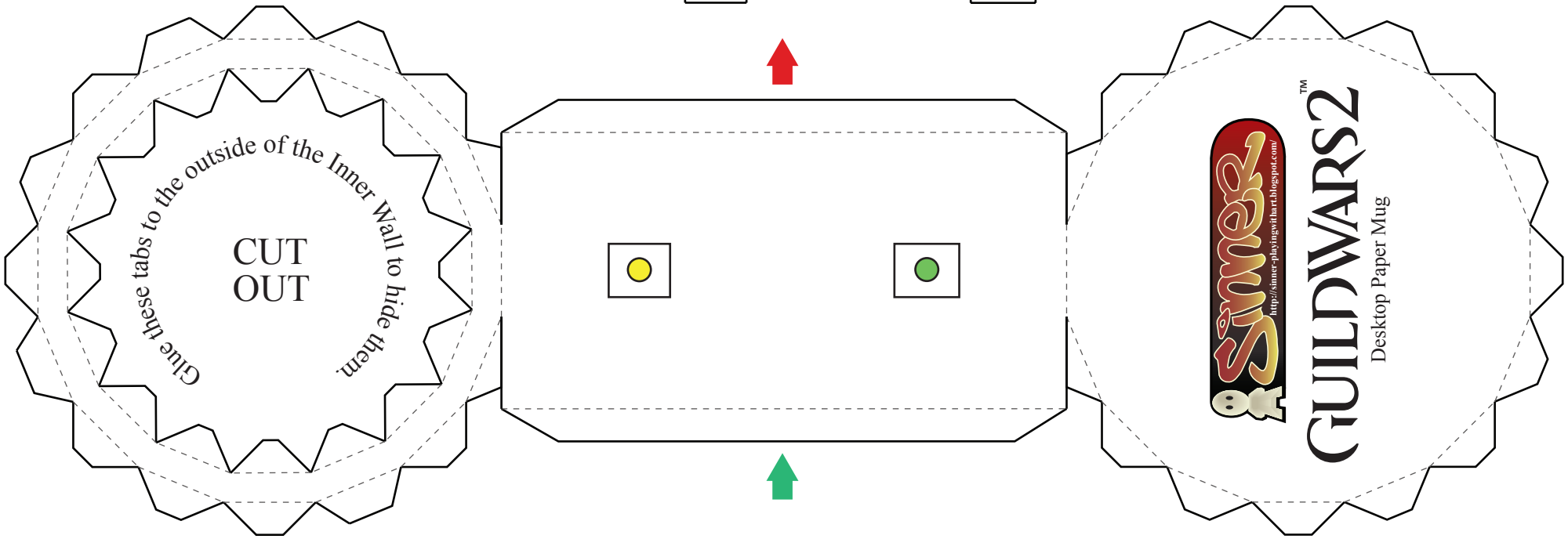

The top of the outer wall glues to these tabs

The bottom of the outer wall glues to these tabs.